

This process will walk you through how to find your Student Success Advisor student planning

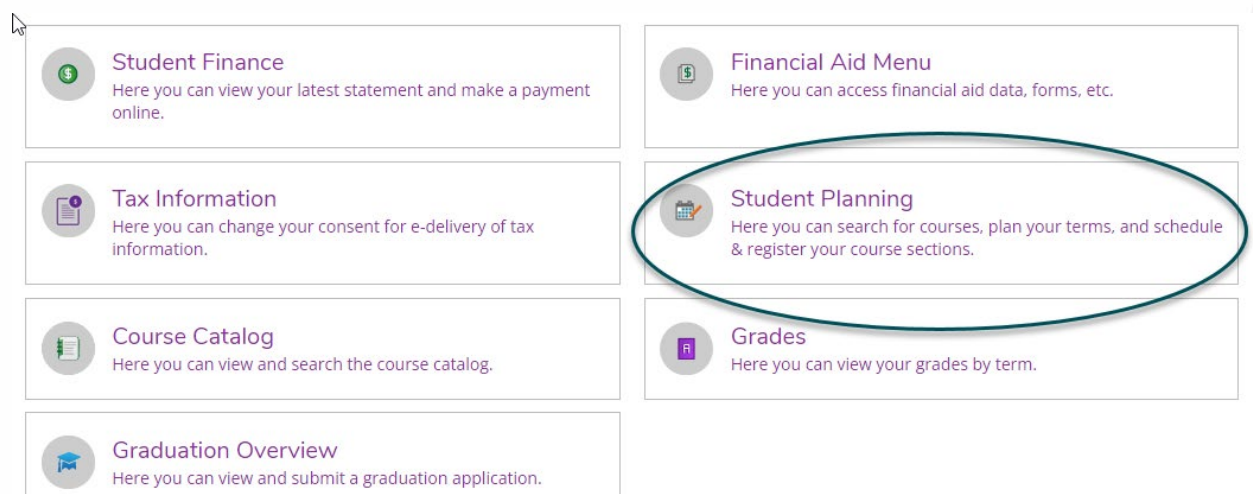
Student planning can be accessed through your myCWI account. Log into your myCWI with your user name and password.

<https://my.cwi.edu/>

Select “My Toolkit”




From the home screen choose “student planning”.



Select “go to plan and schedule”

2



Plan your Degree & Register for Classes

Next, take a look at your plan to see what you've accomplished and register your remaining classes toward your degree.


[Go to Plan & Schedule](#)

Select the “advising” tab

Plan your Degree and Schedule your courses

Schedule Timeline **Advising** Petitions & Waivers

Your advisors name will be populated.




Academics • Student Planning • Plan & Schedule

Plan your Degree and Schedule your courses

Schedule Timeline **Advising** Petitions & Waivers

My Advisors

 Mr. Blake Mimish

If there is no advisor provided you may have not been assigned an advisor yet or you may be non-degree seeking and not have an advisor assigned. If you need to reach out to someone in advising and no advisor is listed please email academicadvising@cwu.edu.